











V-tech RTS Version 3.55










VEHICLE LIST





Brand	Model	Version	Engine	Detail	HP	Ecu	Version	Rw	V-tech RTS
ALFA	147		1900 JTD		115	BOSCH	EDC 15C7	M01	
ALFA	156		1900 JTD		110	BOSCH	EDC 15C7	M01	
ALFA	156		1900 JTD		115	BOSCH	EDC 15C7	M01	
ALFA	156		2400 JTD		150	BOSCH	EDC 15C7	M01	
ALFA	166		2400 JTD		150	BOSCH	EDC 15C7	M01	





Brand	Model	Version	Engine	Detail	HP	Ecu	Mod	Ver	Rw	V-tech RTS
AUDI	A2	(8Z)	1400 TDI		75	BOSCH	EDC	15P	M02	
AUDI	A2	(8Z)	1400 TDI		90	BOSCH	EDC	15P	M02	
AUDI	A3	(8L)	1800 20V		125	BOSCH	ME	7.5	M02	
AUDI	A3	(8L)	1800 20V Turbo		150	BOSCH	ME	7.5	M02	
AUDI	A3	(8L)	1800 20V Turbo		180	BOSCH	ME	7.5	M02	
AUDI	A3	(8L)	1800 20V Turbo		210	BOSCH	ME	7.5	M02	
AUDI	A3	(8L)	1900 TDI		90	BOSCH	EDC	15V	M02	
AUDI	A3	(8L)	1900 TDI		101	BOSCH	EDC	15P	M02	
AUDI	A3	(8L)	1900 TDI		110	BOSCH	EDC	15V	M02	
AUDI	A3	(8L)	1900 TDI		130	BOSCH	EDC	15P	M02	
AUDI	A3	(8P)	1900 TDI		105	BOSCH	EDC	16U34-3.1	M02	
AUDI	A3	(8P)	2000 TDI		140	BOSCH	EDC	16U34-3.1	M02	
AUDI	A3	(8P)	2000 TDI		170	SIEMENS	PPD	1.X	M02	
AUDI	A3	(8P)	2000 TFSI		200	BOSCH	MED	9.1	M02	
AUDI	A3	(8P)	2000 TFSI	Quattro	200	BOSCH	MED	9.1	M02	
AUDI	A3	(8P)	3200 V6		250	BOSCH	ME	7.1	M02	
AUDI	A4	(8D)	1800 20V Turbo		150	BOSCH	ME	7.5	M02	
AUDI	A4	(8D)	1900 TDI		90	BOSCH	EDC	15V	M02	
AUDI	A4	(8D)	1900 TDI		110	BOSCH	EDC	15V	M02	
AUDI	A4	(8D)	2600 V6		167	BOSCH	ME	7.1	M02	
AUDI	A4	(8D)	2800 V6		193	BOSCH	ME	7.1	M02	






Brand	Model	Version	Engine	Detail	HP	Ecu	Mod	Ver	Rw	V-tech RTS
AUDI	A4	(8E)	1800 20V		125	BOSCH	ME	7.5	M02	
AUDI	A4	(8E)	1800 20V Turbo		163	BOSCH	ME	7.5	M02	
AUDI	A4	(8E)	1800 20V Turbo		190	BOSCH	ME	7.5	M02	
AUDI	A4	(8E)	1900 TDI		101	BOSCH	EDC	15P	M02	
AUDI	A4	(8E)	1900 TDI		115	BOSCH	EDC	15P	M02	
AUDI	A4	(8E)	1900 TDI		116	BOSCH	EDC	16U31-3.1	M02	
AUDI	A4	(8E)	1900 TDI		130	BOSCH	EDC	15P	M02	
AUDI	A4	(8E)	2000 20V		130	BOSCH	ME	7.5	M02	
AUDI	A4	(8E)	2000 TFSI		200	BOSCH	MED	9.1	M02	
AUDI	A4	(8E)	2000 TFSI	Quattro	200	BOSCH	MED	9.1	M02	
AUDI	A4	(8E)	2000 TDI		140	BOSCH	EDC	16U31-3.1	M02	
AUDI	A4	(8E)	2000 TDI		170	SIEMENS	PPD	1.x	M02	
AUDI	A4	(8E)	2400 V6		170	BOSCH	ME	7.1	M02	
AUDI	A4	(8E)	2500 TDI		155	BOSCH	EDC	15P	M02	
AUDI	A4	(8E)	2500 TDI		163	BOSCH	EDC	15P	M02	
AUDI	A4	(8E)	2500 TDI		180	BOSCH	EDC	15P	M02	
AUDI	A4	(8E)	3000 TDI	Quattro	204	BOSCH	EDC	16CP34	M02	
AUDI	A4	(8E)	3000 TDI	Quattro	224	BOSCH	EDC	16CP34	M02	
AUDI	A4	(8E)	3000 V6		220	BOSCH	ME	7.1	M02	
AUDI	A4	(8K)	2000 TDI		140	BOSCH	EDC	16U31-3.82	M02	
AUDI	A4	(8K)	3000 TDI	Quattro	233	BOSCH	EDC	16CP34-2.5	M02	
AUDI	A6	(C5)	1800 20V		125	BOSCH	ME	7.5	M02	
AUDI	A6	(C5)	1800 20V Turbo		150	BOSCH	ME	7.5	M02	
AUDI	A6	(C5)	1900 TDI		110	BOSCH	EDC	15V	M02	
AUDI	A6	(C5)	1900 TDI		115	BOSCH	EDC	15P	M02	
AUDI	A6	(C5)	1900 TDI		130	BOSCH	EDC	15P	M02	
AUDI	A6	(C5)	2000 20V		130	BOSCH	ME	7.5	M02	
AUDI	A6	(C5)	2400 V6		165	BOSCH	EDC	15P	M02	
AUDI	A6	(C5)	2400 V6		170	BOSCH	EDC	15P	M02	
AUDI	A6	(C5)	2500 TDI		155	BOSCH	EDC	15P	M02	
AUDI	A6	(C5)	2500 TDI		180	BOSCH	EDC	15P	M02	
AUDI	A6	(C5)	2700 V6 Turbo		205	BOSCH	ME	7.1	M02	
AUDI	A6	(C5)	3000 V6		220	BOSCH	ME	7.1	M02	
AUDI	A6	(C5)	4200 V8		300	BOSCH	ME	7.1	M02	





Brand	Model	Version	Engine	Detail	HP	Ecu	Mod	Ver	Rw	V-tech RTS
AUDI	A6	(C6)	2000 TFSI		170	BOSCH	MED	9.1	M02	
AUDI	A6	(C6)	2000 TDI		140	BOSCH	EDC	16U34-3.1	M02	
AUDI	A6	(C6)	2700 TDI		180	BOSCH	EDC	16CP34	M02	
AUDI	A6	(C6)	2700 TDI	Quattro	180	BOSCH	EDC	16CP34	M02	
AUDI	A6	(C6)	3000 TDI	Quattro	224	BOSCH	EDC	16CP34	M02	
AUDI	A6	(C6)	3000 TDI	Quattro	233	BOSCH	EDC	16CP34	M02	
AUDI	A8	(D2)	2500 TDI		180	BOSCH	EDC	15P	M02	
AUDI	A8	(D2)	2800 V6		193	BOSCH	ME	7.1	M02	
AUDI	A8	(D2)	3700 V8		260	BOSCH	ME	7.1	M02	
AUDI	A8	(D3)	3000 TDI		233	BOSCH	EDC	16CP34	M02	
AUDI	A8	(D3)	4200 V8		335	BOSCH	ME	7.1	M02	
AUDI	A8	(D3)	6000 W12		450	BOSCH	ME	7.1	M02	
AUDI	Q7	(4L)	3000 TDI		224	BOSCH	EDC	16CP34	M02	
AUDI	Q7	(4L)	3000 TDI		233	BOSCH	EDC	16CP34	M02	
AUDI	RS4	(8D)	2700 V6 Turbo		380	BOSCH	ME	7.1	M02	





Brand	Model	Version	Engine	Detail	HP	Ecu	Mod	Ver	Rw	V-tech RTS
AUDI	RS6	(C5)	4200 V8 Turbo		450	BOSCH	ME	7.1	M02	
AUDI	S3	(8L)	1800 20V Turbo		210	BOSCH	ME	7.5	M02	
AUDI	S3	(8L)	1800 20V Turbo		225	BOSCH	ME	7.5	M02	
AUDI	S4	(8D)	2700 V6 Turbo		265	BOSCH	ME	7.1	M02	
AUDI	S4	(8E)	4200 V8		344	BOSCH	ME	7.1	M02	


Brand	Model	Version	Engine	Detail	HP	Ecu	Mod	Ver	Rw	V-tech RTS
AUDI	S6	(C5)	4200 V8		340	BOSCH	ME	7.1	M02	
AUDI	S8	(D2)	4200 V8		360	BOSCH	ME	7.1	M02	
AUDI	TT	(8N)	1800 20V Turbo		150	BOSCH	ME	7.5	M02	
AUDI	TT	(8N)	1800 20V Turbo		163	BOSCH	ME	7.5	M02	
AUDI	TT	(8N)	1800 20V Turbo		180	BOSCH	ME	7.5	M02	
AUDI	TT	(8N)	1800 20V Turbo		190	BOSCH	ME	7.5	M02	
AUDI	TT	(8N)	1800 20V Turbo	Quattro	225	BOSCH	ME	7.5	M02	
AUDI	TT	(8N)	1800 20V Turbo	Quattro	240	BOSCH	ME	7.5	M02	
AUDI	TT	(8N)	3200 V6	Quattro	250	BOSCH	ME	7.1	M02	
AUDI	TT	(8J)	2000 TFSI		200	BOSCH	MED	9.1	M02	





Brand	Model	Version	Engine	Detail	HP	Ecu	Version	Rw	V-tech RTS
BMW	SERIE 1	(E87)	118 2000 D		122	BOSCH	EDC 16C35	M03	
BMW	SERIE 1	(E87)	120 2000 D		163	BOSCH	EDC 16C35	M03	
BMW	SERIE 3	(E46)	318 2000 D		115	BOSCH	EDC 16	M03	
BMW	SERIE 3	(E46)	320 2000		150	SIEMENS	MS 42	M03	
BMW	SERIE 3	(E46)	320 2000 D		136	BOSCH	EDC 15DDE	M03	
BMW	SERIE 3	(E46)	320 2000 D		150	BOSCH	EDC 16	M03	
BMW	SERIE 3	(E46)	320 2200		170	SIEMENS	MS 43	M03	
BMW	SERIE 3	(E46)	323 2500		170	SIEMENS	MS 42	M03	
BMW	SERIE 3	(E46)	325 2500		192	SIEMENS	MS 43	M03	
BMW	SERIE 3	(E46)	328 2800		193	SIEMENS	MS 42	M03	
BMW	SERIE 3	(E46)	330 3000		231	SIEMENS	MS 43	M03	
BMW	SERIE 3	(E46)	330 3000 D		186	BOSCH	EDC 15C4	M03	
BMW	SERIE 3	(E46)	330 3000 D		204	BOSCH	EDC 16	M03	
BMW	SERIE 3	(E90)	318 2000 D		122	BOSCH	EDC 16C35	M03	
BMW	SERIE 3	(E90)	318 2000 D		143	BOSCH	EDC 16C35	M03	
BMW	SERIE 3	(E90)	320 2000 D		163	BOSCH	EDC 16C35	M03	
BMW	SERIE 3	(E90)	325 3000 D		197	BOSCH	EDC 16C35	M03	
BMW	SERIE 3	(E90)	330 3000 D		231	BOSCH	EDC 16C35	M03	
BMW	SERIE 3	(E90)	330 3000 XD		231	BOSCH	EDC 16C35	M03	
BMW	SERIE 3	(E90)	330 3000 XD		286	BOSCH	EDC 16C35	M03	
BMW	SERIE 5	(E39)	520 2000		150	SIEMENS	MS 42	M03	
BMW	SERIE 5	(E39)	520 2200		170	SIEMENS	MS 43	M03	
BMW	SERIE 5	(E39)	523 2500		170	SIEMENS	MS 42	M03	
BMW	SERIE 5	(E39)	525 2500		192	SIEMENS	MS 43	M03	
BMW	SERIE 5	(E39)	528 2800		193	SIEMENS	MS 42	M03	
BMW	SERIE 5	(E39)	525 2500 D		163	BOSCH	EDC 15C4	M03	
BMW	SERIE 5	(E39)	530 3000		231	SIEMENS	MS 43	M03	
BMW	SERIE 5	(E39)	530 3000 D		193	BOSCH	EDC 15C4	M03	




Brand	Model	Version	Engine	Detail	HP	Ecu	Version	Rw	V-tech RTS
BMW	SERIE 5	(E60)	520 2000 D		163	BOSCH	EDC 16C35	M03	
BMW	SERIE 5	(E60)	525 2500 D		177	BOSCH	EDC 16	M03	
BMW	SERIE 5	(E60)	530 3000 D		218	BOSCH	EDC 16	M03	
BMW	SERIE 5	(E60)	530 3000 D		231	BOSCH	EDC 16C35	M03	
BMW	SERIE 5	(E60)	535 3000 D		272	BOSCH	EDC 16C35	M03	
BMW	SERIE 5	(E60)	535 3000 D		286	BOSCH	EDC 16C35	M03	
BMW	SERIE 6	(E63)	635 3000 D		286	BOSCH	EDC 16C35	M03	
BMW	SERIE 7	(E38)	728 2800		193	BOSCH	EDC 16C35	M03	
BMW	SERIE 7	(E65)	730 3000 D		218	BOSCH	EDC 16	M03	
BMW	SERIE 7	(E65)	730 3000 D		231	BOSCH	EDC 16C35	M03	
BMW	SERIE 7	(E65)	740 3900 D		258	BOSCH	EDC 16	M03	
BMW	SERIE 7	(E65)	740 4400 D		329	BOSCH	EDC 16C35	M03	
BMW	SERIE X	(E83)	X3 2000 D		150	BOSCH	EDC 16	M03	
BMW	SERIE X	(E83)	X3 3000 D		204	BOSCH	EDC 16	M03	
BMW	SERIE X	(E83)	X3 3000 D		218	BOSCH	EDC 16C35	M03	
BMW	SERIE X	(E83)	X3 3000 SD		286	BOSCH	EDC 16C35	M03	





Brand	Model	Version	Engine	Detail	HP	Ecu	Version	Rw	V-tech RTS
BMW	SERIE X	(E53)	X5 3000		231	SIEMENS	MS 43	M03	
BMW	SERIE X	(E53)	X5 3000 D		186	BOSCH	EDC 15C4	M03	
BMW	SERIE X	(E53)	X5 3000 D		218	BOSCH	EDC 16	M03	
BMW	SERIE X	(E70)	X5 3000 D		235	BOSCH	EDC 16C35	M03	
BMW	SERIE X	(E70)	X5 3000 SD		286	BOSCH	EDC 16C35	M03	
BMW	SERIE X	(E71)	X6 3000 D		235	BOSCH	EDC 16C35	M03	
BMW	SERIE Z	(E36)	Z3 2000		150	SIEMENS	MS 42	M03	
BMW	SERIE Z	(E36)	Z3 2800		193	SIEMENS	MS 42	M03	





Brand	Model	Version	Engine	Detail	HP	Ecu	Mod	Ver	Rw	V-tech RTS
CHRYSLER	300C		3000 CRD		218	BOSCH	EDC	16CP31	M04	
CHRYSLER	GRAND VOYAGER		2800 CRD		163	BOSCH	EDC	16U31	M04	
CHRYSLER	PT CRUISER		2200 CRD		121	BOSCH	EDC	15C2	M04	
CHRYSLER	PT CRUISER		2200 CRD		150	BOSCH	EDC	16C2	M04	
CHRYSLER	SEBRING	(JS)	2000 CRD		140	BOSCH	EDC	16U31	M04	




Brand	Model	Version	Engine	Detail	HP	Ecu	Mod	Ver	Rw	V-tech RTS
CHRYSLER	VOYAGER		2500 CRD		142	BOSCH	EDC	15C2	M04	
CHRYSLER	VOYAGER		2800 CRD		150	BOSCH	EDC	15C2	M04	
CHRYSLER	VOYAGER		2800 CRD		163	BOSCH	EDC	16C2	M04	




Brand	Model	Version	Engine	Detail	HP	Ecu	Mod	Ver	Rw	V-tech RTS
CITROEN	BERLINGO		2000 HDI		90	BOSCH	EDC	15C2	M07	
CITROEN	C4		1400 16V		88	MARELLI	IAW	6LP	M07	
CITROEN	C4		2000 16V		140	MARELLI	IAW	6LP	M07	
CITROEN	C4	Coupe	2000 16V		177	MARELLI	IAW	6LP	M07	
CITROEN	C4	Picasso	2000 16V		140	MARELLI	IAW	6LP	M07	
CITROEN	C5		2000 HDI		110	BOSCH	EDC	15C2	M07	
CITROEN	C5		2000 HDI		138	BOSCH	EDC	15C2	M07	
CITROEN	C8		2000 HDI		107	BOSCH	EDC	15C2	M07	
CITROEN	C8		2000 HDI		120	BOSCH	EDC	15C2	M07	
CITROEN	C8		2000 HDI		136	BOSCH	EDC	15C2	M07	





Brand	Model	Version	Engine	Detail	HP	Ecu	Mod	Ver	Rw	V-tech RTS
CITROEN	JUMPY		2000 HDI		110	BOSCH	EDC	15C2	M07	
CITROEN	XANTIA		2000 HDI		90	BOSCH	EDC	15C2	M07	
CITROEN	XANTIA		2000 HDI		110	BOSCH	EDC	15C2	M07	
CITROEN	XSARA		2000 HDI		90	BOSCH	EDC	15C2	M07	
CITROEN	XSARA		2000 HDI		110	BOSCH	EDC	15C2	M07	
CITROEN	XSARA	Picasso	2000 HDI		110	MARELLI	IAW	6LP	M07	
CITROEN	XSARA		2000 16V		136	MARELLI	IAW	6LP	M07	





Brand	Model	Version	Engine	Detail	HP	Ecu	Version	Rw	V-tech RTS
DODGE	AVENGER	(JS)	2000 CRD		140	BOSCH	EDC 16U31	M04	
DODGE	CALIBER		2000 CRD		140	BOSCH	EDC 16U31	M04	
DODGE	JOURNEY		2000 CRD		140	BOSCH	EDC 16U31	M04	
DODGE	NITRO		2800 CRD		177	BOSCH	EDC 16CP31	M04	





Brand	Model	Version	Engine	Detail	HP	Ecu	Mod	Ver	Rw	V-tech RTS
FIAT	BRAVO		1900 JTD		100	BOSCH	EDC	15C7	M01	
FIAT	DOBLO'		1900 JTD		100	BOSCH	EDC	15C7	M01	
FIAT	DUCATO		2000 JTD		84	BOSCH	EDC	15C7	M01	
FIAT	DUCATO		2300 JTD		100	BOSCH	EDC	15C7	M01	
FIAT	DUCATO		2800 JTD		127	BOSCH	EDC	15C7	M01	
FIAT	DUCATO		2800 JTD	Power	146	BOSCH	EDC	15C7	M01	
FIAT	MAREA		1900 JTD		110	BOSCH	EDC	15C7	M01	





Brand	Model	Version	Engine	Detail	HP	Ecu	Mod	Ver	Rw	V-tech RTS
FIAT	MULTIPLA		1900 JTD		110	BOSCH	EDC	15C7	M01	
FIAT	MULTIPLA		1900 JTD		115	BOSCH	EDC	15C7	M01	
FIAT	PALIO		1900 JTD		80	BOSCH	EDC	15C7	M01	
FIAT	PUNTO		1900 JTD		85	BOSCH	EDC	15C7	M01	
FIAT	SCUDO		2000 JTD		94	BOSCH	EDC	15C2		
FIAT	SCUDO		2000 JTD		110	BOSCH	EDC	15C2		





Brand	Model	Version	Engine	Detail	HP	Ecu	Mod	Ver	Rw	V-tech RTS
FIAT	STILO		1900 JTD		80	BOSCH	EDC	15C7	M01	
FIAT	STILO		1900 JTD		100	BOSCH	EDC	15C7	M01	
FIAT	STILO		1900 JTD		115	BOSCH	EDC	15C7	M01	
FIAT	STRADA		1900 JTD		80	BOSCH	EDC	15C7	M01	
FIAT	ULYSSE		2000 JTD		110	BOSCH	EDC	15C2		
FIAT	ULYSSE		2200 JTD		128	BOSCH	EDC	15C2		





Brand	Model	Version	Engine	Detail	HP	Ecu	Mod	Ver	Rw	V-tech RTS
FORD	BANTAM	III	1300 8V		75	FORD	EEC	V	R	
FORD	BANTAM	III	1600 8V		75	FORD	EEC	V	R	
FORD	COUGAR		2000 16V		128	FORD	EEC	V	R	
FORD	COUGAR		2500 V6		167	FORD	EEC	V	R	
FORD	COURIER		1400 16V		90	FORD	EEC	V	R	
FORD	COURIER		1600 16V		103	FORD	EEC	V	R	
FORD	ECOSPORT		1400 TDCI		68	SIEMENS	SID	80x	R	
FORD	ECOSPORT		1600 8V		111	FORD	EEC	V	R	
FORD	ECOSPORT		2000 16V		143	FORD	EEC	V	R	




Brand	Model	Version	Engine	Detail	HP	Ecu	Mod	Ver	Rw	V-tech RTS
FORD	ESCORT	VI	1600 8V		90	FORD	EEC	V	R	
FORD	ESCORT	VI	1800 16V		90	FORD	EEC	V	R	
FORD	FIESTA	IV	1200 16V		75	FORD	EEC	V	R	
FORD	FIESTA	IV	1400 16V		90	FORD	EEC	V	R	
FORD	FIESTA	V	1300 8V		50	FORD	EEC	V	R	
FORD	FIESTA	V	1300 8V		60	FORD	EEC	V	R	
FORD	FIESTA	V	1400 16V		90	FORD	EEC	V	R	
FORD	FIESTA	V	1600 16V		103	FORD	EEC	V	R	
FORD	FIESTA	V	1800 TD		75	FORD	EEC	V	R	
FORD	FIESTA	VI	1000 8V	Supercharger	95	FORD	EEC	VI	R	
FORD	FIESTA	VI	1200 16V		70	SIEMENS	SIM	210	R	
FORD	FIESTA	VI	1400 16V		80	SIEMENS	SIM	210	R	
FORD	FIESTA	VI	1400 TDCI		68	SIEMENS	SID	80x	R	
FORD	FIESTA	VI	1600 8V		95	FORD	EEC	V	R	
FORD	FIESTA	VI	1600 16V		100	SIEMENS	SIM	210	R	
FORD	FIESTA	VI	1600 TDCI		90	BOSCH	EDC	16C34	R	
FORD	FIESTA	VI	2000 16V	ST	150	SIEMENS	SIM	210	R	





Brand	Model	Version	Engine	Detail	HP	Ecu	Mod	Ver	Rw	V-tech RTS
FORD	FOCUS		1400 16V		75	FORD	EEC	V	R	
FORD	FOCUS		1600 16V		100	FORD	EEC	V	R	
FORD	FOCUS		1800 16V		115	FORD	EEC	V	R	
FORD	FOCUS		1800 TDDI		75	FORD	EEC	V	R	
FORD	FOCUS		1800 TDDI		90	FORD	EEC	V	R	
FORD	FOCUS		1800 TDCI		110	DELPHI	MULTEC		R	
FORD	FOCUS		1800 TDCI		115	DELPHI	MULTEC		R	
FORD	FOCUS		2000 16V		130	FORD	EEC	V	R	
FORD	FOCUS		2000 16V Turbo	RS	215	FORD	EEC	V	R	
FORD	FOCUS	II	1600 16V		115	FORD	EEC	VI	R	
FORD	FOCUS	II	1600 TDCI		90	BOSCH	EDC	16C34	R	
FORD	FOCUS	II	1600 TDCI		110	BOSCH	EDC	16C34	R	
FORD	FOCUS	II	1800 TDCI		115	SIEMENS	SID	202	R	
FORD	FOCUS	II	2000 16V		145	FORD	EEC	VI	R	
FORD	FUSION		1400 16V		80	SIEMENS	SIM	210	R	
FORD	FUSION		1400 TDCI		68	SIEMENS	SID	802	R	
FORD	FUSION		1400 TDCI		68	SIEMENS	SID	804	R	
FORD	GALAXY		2000 16V		115	FORD	EEC	V	R	
FORD	GALAXY		2300 16V		140	FORD	EEC	V	R	





Brand	Model	Version	Engine	Detail	HP	Ecu	Mod	Ver	Rw	V-tech RTS
FORD	GALAXY	II	1800 TDCI		100	SIEMENS	SID	206	R	
FORD	GALAXY	II	1800 TDCI		125	SIEMENS	SID	206	R	
FORD	GALAXY	II	2000 16V		145	FORD	EEC	VI	R	
FORD	GALAXY	II	2000 TDCI		130	SIEMENS	SID	206	R	
FORD	GALAXY	II	2000 TDCI		140	SIEMENS	SID	206	R	
FORD	KA		1000 8V		53	FORD	EEC	V	R	
FORD	KA		1300 8V		50	FORD	EEC	V	R	
FORD	KA		1300 8V		60	FORD	EEC	V	R	
FORD	KA	II	1000 8V		65	FORD	EEC	V	R	
FORD	KA	II	1300 8V		60	FORD	EEC	V	R	
FORD	KA	II	1300 8V		69	FORD	EEC	V	R	
FORD	KA	II	1600 16V		95	SIEMENS	SIM	24	R	
FORD	MONDEO		1600 16V		90	FORD	EEC	V	R	





Brand	Model	Version	Engine	Detail	HP	Ecu	Mod	Ver	Rw	V-tech RTS
FORD	MONDEO		1600 16V		90	FORD	EEC	V	R	
FORD	MONDEO		2500 V6	ST24	170	FORD	EEC	V	R	
FORD	MONDEO	II	1800 16V		90	FORD	EEC	V	R	
FORD	MONDEO	II	1800 16V		125	FORD	EEC	V	R	
FORD	MONDEO	II	2000 16V		130	FORD	EEC	V	R	
FORD	MONDEO	II	2000 TDCI		115	FORD	EEC	V	R	
FORD	MONDEO	II	2000 TDCI		115	DELPHI	MULTEC		R	
FORD	MONDEO	II	2000 TDCI		130	FORD	EEC	V	R	
FORD	MONDEO	II	2000 TDCI		130	DELPHI	MULTEC		R	
FORD	MONDEO	II	2500 V6	ST200	200	FORD	EEC	V	R	
FORD	MONDEO	III	2000 TDCI		90	FORD	EEC	V	R	
FORD	MONDEO	III	2200 TDCI		155	DELPHI	MULTEC		R	
FORD	MONDEO	IV	1800 TDCI		125	SIEMENS	SID	206	R	
FORD	MONDEO	IV	2000 16V		145	FORD	EEC	VI	R	
FORD	MONDEO	IV	2000 TDCI		130	SIEMENS	SID	206	R	
FORD	MONDEO	IV	2000 TDCI		140	SIEMENS	SID	206	R	



Brand	Model	Version	Engine	Detail	HP	Ecu	Mod	Ver	Rw	V-tech RTS
FORD	PUMA		1400 16V		90	FORD	EEC	V	R	
FORD	PUMA		1600 16V		105	FORD	EEC	V	R	
FORD	PUMA		1700 16V	Vct	125	FORD	EEC	V	R	
FORD	PUMA		1700 16V	Racing	155	FORD	EEC	V	R	
FORD	S-MAX		1800 TDCI		100	SIEMENS	SID	206	R	
FORD	S-MAX		1800 TDCI		125	SIEMENS	SID	206	R	
FORD	S-MAX		2000 TDCI		140	SIEMENS	SID	206	R	
FORD	TOURNEO		1800 TDCI		90	DELPHI	MULTEC		R	
FORD	TRANSIT	CONNECT	1800 TDCI		75	DELPHI	MULTEC		R	
FORD	TRANSIT	CONNECT	1800 TDCI		75	DELPHI	MULTEC		R	
FORD	TRANSIT	CONNECT	1800 TDCI		90	SIEMENS	SID	206	R	
FORD	TRANSIT	CONNECT	1800 TDCI		110	SIEMENS	SID	206	R	


Brand	Model	Version	Engine	Detail	HP	Ecu	Mod	Ver	Rw	V-tech RTS
FORD	TRANSIT	V	2000 DDI		85	FORD	EEC	V	R	
FORD	TRANSIT	V	2000 DDI		100	FORD	EEC	V	R	
FORD	TRANSIT	V	2000 DDI		120	FORD	EEC	V	R	
FORD	TRANSIT	V	2000 DDI		90	FORD	EEC	V	R	
FORD	TRANSIT	VI	2000 TDCI		125	DELPHI	MULTEC		R	
FORD	TRANSIT	VI	2000 TDCI		137	DELPHI	MULTEC		R	
FORD	TRANSIT	VII	2200 TDCI		85	FORD	VISTEON		R	
FORD	TRANSIT	VII	2200 TDCI		110	FORD	VISTEON		R	
FORD	TRANSIT	VII	2400 TDCI		100	FORD	VISTEON		R	
FORD	TRANSIT	VII	2400 TDCI		115	FORD	VISTEON		R	
FORD	TRANSIT	VII	2400 TDCI		140	FORD	VISTEON		R	





Brand	Model	Version	Engine	Detail	HP	Ecu	Mod	Ver	Rw	V-tech RTS
FORD U.S.	CONTOUR		2000 16V		125	FORD	EEC	V	R	
FORD U.S.	CONTOUR		2500 V6		170	FORD	EEC	V	R	
FORD U.S.	CONTOUR	II	2500 V6	SVT	195	FORD	EEC	V	R	
FORD U.S.	CONTOUR	II	2500 V6	SVT	200	FORD	EEC	V	R	
FORD U.S.	CROW VICTORIA		4600 V8		220	FORD	EEC	V	R	
FORD U.S.	CROW VICTORIA		4600 V8		224	FORD	EEC	V	R	
FORD U.S.	CROW VICTORIA		4600 V8		239	FORD	EEC	V	R	
FORD U.S.	CROW VICTORIA		4600 V8		250	FORD	EEC	V	R	
FORD U.S.	ESCAPE		2000 16V		115	FORD	EEC	V	R	
FORD U.S.	ESCAPE		2300 16V		153	FORD	EEC	V	R	
FORD U.S.	ESCAPE		3000 V6		200	FORD	EEC	V	R	




Brand	Model	Version	Engine	Detail	HP	Ecu	Mod	Ver	Rw	V-tech RTS
FORD U.S.	ESCORT	MK6	1600 8V		90	FORD	EEC	V	R	
FORD U.S.	ESCORT	MK6	1800 16V		90	FORD	EEC	V	R	
FORD U.S.	E-SERIES		7300 TD	Powerstroke	275	FORD	EEC	V	R	
FORD U.S.	EXCURSION		7300 TD	Powerstroke	250	FORD	EEC	V	R	
FORD U.S.	EXPLORER		4000 V6		210	FORD	EEC	V	R	
FORD U.S.	EXPLORER		5000 V8		215	FORD	EEC	V	R	



Brand	Model	Version	Engine	Detail	HP	Ecu	Mod	Ver	Rw	V-tech RTS
FORD U.S.	F-150		4200 V6		210	FORD	EEC	V	R	
FORD U.S.	F-150		7300 TD	Powerstroke	250	FORD	EEC	V	R	
FORD U.S.	FOCUS	II	2000 16V		132	FORD	EEC	VI	R	
FORD U.S.	FOCUS	II	2000 16V		140	FORD	EEC	VI	R	
FORD U.S.	FUSION		2300 16V		160	FORD	EEC	V	R	
FORD U.S.	FUSION		3000 V6		221	FORD	EEC	V	R	
FORD U.S.	RANGER		2300 16V		143	FORD	EEC	V	R	
FORD U.S.	RANGER		3000 V6		148	FORD	EEC	V	R	
FORD U.S.	RANGER		4000 V6		207	FORD	EEC	V	R	




Brand	Model	Version	Engine	Detail	HP	Ecu	Mod	Ver	Rw	V-tech RTS
FORD U.S.	THUNDERBIRD		3600 V8		145	FORD	EEC	V	R	
FORD U.S.	WINDSTAR		3000 V6		145	FORD	EEC	V	R	





Brand	Model	Version	Engine	Detail	HP	Ecu	Version	Rw	V-tech RTS
JAGUAR	X-TYPE		2000 TDCI		130	DELPHI	MULTEC	R	
JAGUAR	X-TYPE		2200 TDCI		155	DELPHI	MULTEC	R	





Brand	Model	Version	Engine	Detail	HP	Ecu	Mod	Ver	Rw	V-tech RTS
JEEP	CHEROKEE	(KJ)	2500 CRD		143	BOSCH	EDC	15C2	M04	
JEEP	CHEROKEE	(KJ)	2800 CRD		150	BOSCH	EDC	15C2	M04	
JEEP	CHEROKEE	(KJ)	2800 CRD		163	BOSCH	EDC	16C2	M04	
JEEP	CHEROKEE	(KK)	2800 CRD		177	BOSCH	EDC	16CP31	M04	
JEEP	COMMANDER	(XK)	3000 CRD		218	BOSCH	EDC	16CP31	M04	
JEEP	COMPASS	(MK)	2000 CRD		140	BOSCH	EDC	16U31	M04	





Brand	Model	Version	Engine	Detail	HP	Ecu	Mod	Ver	Rw	V-tech RTS
JEEP	GRAND CHEROKEE	(WJ)	2700 CRD		163	BOSCH	EDC	15C2	M04	
JEEP	GRAND CHEROKEE	(WK)	3000 CRD		218	BOSCH	EDC	16CP31	M04	
JEEP	PATRIOT	(MK)	2000 CRD		140	BOSCH	EDC	16U31	M04	
JEEP	WRANGLER	(JK)	2800 CRD		177	BOSCH	EDC	16CP31	M04	



Brand	Model	Version	Engine	Detail	HP	Ecu	Version	Rw	V-tech RTS
LANCIA	LYBRA		1900 JTD		105	BOSCH	EDC 15C7	M01	
LANCIA	LYBRA		1900 JTD		110	BOSCH	EDC 15C7	M01	
LANCIA	LYBRA		1900 JTD		115	BOSCH	EDC 15C7	M01	
LANCIA	LYBRA		2400 JTD		150	BOSCH	EDC 15C7	M01	
LANCIA	PHEDRA		2000 JTD		110	BOSCH	EDC 15C2		
LANCIA	PHEDRA		2200 JTD		128	BOSCH	EDC 15C2		


Brand	Model	Version	Engine	Detail	HP	Ecu	Version	Rw	V-tech RTS
LAND ROVER	DEFENDER		2400 TDCI		122	FORD	VISTEON	R	
LAND ROVER	DISCOVERY	3	2700 TDV6		190	SIEMENS	SID 20X	M05	
LAND ROVER	FREELANDER		2000 TD4		136	BOSCH	EDC 15C4	M05	
LAND ROVER	FREELANDER	2	2200 TD4		160	BOSCH	EDC 16CP39	M05	
LAND ROVER	RANGE ROVER		3000 TD6		177	BOSCH	EDC 15C4	M05	
LAND ROVER	RANGE ROVER	Sport	2700 TDV6		190	SIEMENS	SID 20X	M05	
LAND ROVER	RANGE ROVER	Sport	3600 TDV8		272	SIEMENS	SID 20X	M05	
LAND ROVER	RANGE ROVER		3600 TDV8		272	SIEMENS	SID 20X	M05	




Brand	Model	Version	Engine	Detail	HP	Ecu	Mod	Ver	Rw	V-tech RTS
MERCEDES	A	(W169)	160 2000 CDI		82	BOSCH	EDC	16C32	M04	
MERCEDES	A	(W169)	180 2000 CDI		109	BOSCH	EDC	16C32	M04	
MERCEDES	A	(W169)	200 2000 CDI		140	BOSCH	EDC	16C32	M04	
MERCEDES	B	(W245)	180 2000 CDI		109	BOSCH	EDC	16C32	M04	
MERCEDES	B	(W245)	200 2000 CDI		140	BOSCH	EDC	16C32	M04	
MERCEDES	C	(W203)	200 2200 CDI		122	BOSCH	EDC	16C2	M04	
MERCEDES	C	(W203)	220 2200 CDI		150	BOSCH	EDC	16C2	M04	
MERCEDES	C Sportcoupè	(CL203)	200 2200 CDI		122	BOSCH	EDC	16C2	M04	
MERCEDES	C Sportcoupè	(CL203)	220 2200 CDI		150	BOSCH	EDC	16C2	M04	


Brand	Model	Version	Engine	Detail	HP	Ecu	Mod	Ver	Rw	V-tech RTS
MERCEDES	CLK	(W209)	220 2200 CDI		150	BOSCH	EDC	16C2	M04	
MERCEDES	CLK	(W209)	320 3000 CDI		224	BOSCH	EDC	16CP31	M04	
MERCEDES	CLS	(W219)	320 3000 CDI		224	BOSCH	EDC	16CP31	M04	
MERCEDES	E	(W211)	200 2200 CDI		122	BOSCH	EDC	16C2	M04	
MERCEDES	E	(W211)	200 2200 CDI		136	BOSCH	EDC	16C2	M04	
MERCEDES	E	(W211)	220 2200 CDI		150	BOSCH	EDC	16C2	M04	
MERCEDES	E	(W211)	270 2700 CDI		177	BOSCH	EDC	16C2	M04	
MERCEDES	E	(W211)	280 3000 CDI		190	BOSCH	EDC	16CP31	M04	
MERCEDES	E	(W211)	280 3200 CDI		177	BOSCH	EDC	16CP31	M04	
MERCEDES	E	(W211)	320 3200 CDI		204	BOSCH	EDC	16C2	M04	
MERCEDES	E	(W211)	320 3000 CDI		224	BOSCH	EDC	16CP31	M04	
MERCEDES	G	(W463)	320 3000 CDI		224	BOSCH	EDC	16CP31	M04	


Brand	Model	Version	Engine	Detail	HP	Ecu	Mod	Ver	Rw	V-tech RTS
MERCEDES	ML	(W164)	280 3200 CDI		190	BOSCH	EDC	16CP31	M04	
MERCEDES	ML	(W164)	320 3000 CDI		224	BOSCH	EDC	16CP31	M04	
MERCEDES	ML	(W164)	420 4000 CDI		306	BOSCH	EDC	16CP31	M04	
MERCEDES	R	(W251)	280 3200 CDI		190	BOSCH	EDC	16CP31	M04	
MERCEDES	R	(W251)	320 3000 CDI		224	BOSCH	EDC	16CP31	M04	
MERCEDES	S	(W221)	320 3000 CDI		235	BOSCH	EDC	16CP36	M04	
MERCEDES	S	(W220)	320 3200 CDI		204	BOSCH	EDC	16C2	M04	
MERCEDES	SPRINTER	(W906)	209 2200 CDI		88	BOSCH	EDC	16CP36	M04	
MERCEDES	SPRINTER	(W906)	211 2200 CDI		109	BOSCH	EDC	16CP36	M04	
MERCEDES	SPRINTER	(W906)	213 2200 CDI		129	BOSCH	EDC	16CP36	M04	
MERCEDES	SPRINTER	(W906)	215 2200 CDI		150	BOSCH	EDC	16CP36	M04	
MERCEDES	SPRINTER	(W906)	218 3000 CDI		184	BOSCH	EDC	16CP36	M04	





Brand	Model	Version	Engine	Detail	HP	Ecu	Mod	Ver	Rw	V-tech RTS
MERCEDES	VIANO	(W639)	220 2200 CDI		150	BOSCH	EDC	16C2	M04	
MERCEDES	VIANO	(W639)	320 3000 CDI		204	BOSCH	EDC	16CP36	M04	
MERCEDES	VITO	(W639)	220 2200 CDI		88	BOSCH	EDC	16C2	M04	
MERCEDES	VITO	(W639)	220 2200 CDI		109	BOSCH	EDC	16C2	M04	
MERCEDES	VITO	(W639)	220 2200 CDI		150	BOSCH	EDC	16C2	M04	
MERCEDES	VITO	(W639)	320 3000 CDI		204	BOSCH	EDC	16CP36	M04	





Brand	Model	Version	Engine	Detail	HP	Ecu	Version	Rw	V-tech RTS
MG	ZT		2000 CDTI		136	BOSCH	EDC 15C4		





Brand	Model	Version	Engine	Detail	HP	Ecu	Version	Rw	V-tech RTS
MINI	ONE		1400 D		75	BOSCH	EDC 15C4		
MINI	ONE		1600 16V		90	SIEMENS	DME EMS2		
MINI	COOPER		1600 16V		115	SIEMENS	DME EMS2		
MINI	COOPER S		1600 16V		163	SIEMENS	DME EMS2		
MINI	COOPER S		1600 16V	JCW	200	SIEMENS	DME EMS2		





Brand	Model	Version	Engine	Detail	HP	Ecu	Version	Rw	V-tech RTS
MITSUBISHI	OUTLANDER	(CW0)	2000 CRD		140	BOSCH	EDC 16U31		





Brand	Model	Version	Engine	Detail	HP	Ecu	Version	Rw	V-tech RTS
MORGAN	ROADSTER		3000 V6		223	FORD	EEC V	R	





Brand	Model	Version	Engine	Detail	HP	Ecu	Mod	Ver	Rw	V-tech RTS
OPEL	AGILA		1000 12V		58	BOSCH	ME	1.5.5	M08	
OPEL	AGILA		1200 16V		80	BOSCH	ME	1.5.5	M08	
OPEL	ASTRA	(G)	1200 16V		80	BOSCH	ME	1.5.5	M08	
OPEL	ASTRA	(G)	2000 16V Turbo		190	BOSCH	ME	1.5.5	M08	
OPEL	ASTRA	(H)	1900 CDTI		120	BOSCH	EDC	16C39	M08	
OPEL	ASTRA	(H)	1900 CDTI 16V		150	BOSCH	EDC	16C39	M08	
OPEL	ASTRA	(H)	1600 16V Turbo	OPC	180	BOSCH	ME	7.6.2	M08	
OPEL	ASTRA	(H)	2000 16V Turbo	OPC	200	BOSCH	ME	7.6.2	M08	
OPEL	ASTRA	(H)	2000 16V Turbo	OPC	240	BOSCH	ME	7.6.2	M08	
OPEL	CORSA	(C)	1000 12V		60	BOSCH	ME	1.5.5	M08	
OPEL	CORSA	(C)	1200 16V		75	BOSCH	ME	1.5.5	M08	



Brand	Model	Version	Engine	Detail	HP	Ecu	Mod	Ver	Rw	V-tech RTS
OPEL	CORSA	(D)	1200 16V		80	BOSCH	ME	7.6.2	M08	
OPEL	CORSA	(D)	1600 16V Turbo		152	BOSCH	ME	7.6.2	M08	
OPEL	CORSA	(D)	1600 16V Turbo	OPC	180	BOSCH	ME	7.6.2	M08	
OPEL	SPEEDSTER		2000 16V Turbo		200	BOSCH	ME	1.5.5	M08	
OPEL	VECTRA	(C)	1900 CDTI		120	BOSCH	EDC	16C39	M08	
OPEL	VECTRA	(C)	1900 CDTI 16V		150	BOSCH	EDC	16C39	M08	
OPEL	ZAFIRA	(B)	1900 CDTI		120	BOSCH	EDC	16C39	M08	
OPEL	ZAFIRA	(B)	1900 CDTI 16V		150	BOSCH	EDC	16C39	M08	
OPEL	ZAFIRA	(B)	2000 16V Turbo		200	BOSCH	ME	7.6.2	M08	
OPEL	ZAFIRA	(B)	2000 16V Turbo	OPC	240	BOSCH	ME	7.6.2	M08	




Brand	Model	Version	Engine	Detail	HP	Ecu	Mod	Ver	Rw	V-tech RTS
PEUGEOT	206		1400 16V		88	MARELLI	IAW	6LP	M07	
PEUGEOT	206		2000 16V		136	MARELLI	IAW	6LP	M07	
PEUGEOT	206		2000 16V	RC	177	MARELLI	IAW	6LP	M07	
PEUGEOT	206		2000 HDI		90	BOSCH	EDC	15C2	M07	
PEUGEOT	307		1400 16V		88	MARELLI	IAW	6LP	M07	
PEUGEOT	307		2000 16V		140	MARELLI	IAW	6LP	M07	
PEUGEOT	307		2000 16V		177	MARELLI	IAW	6LP	M07	
PEUGEOT	307		2000 HDI		90	BOSCH	EDC	15C2	M07	
PEUGEOT	307		2000 HDI		110	BOSCH	EDC	15C2	M07	
PEUGEOT	406		2000 HDI		90	BOSCH	EDC	15C2	M07	
PEUGEOT	406		2000 HDI		110	BOSCH	EDC	15C2	M07	
PEUGEOT	406		2200 HDI		135	BOSCH	EDC	15C2	M07	
PEUGEOT	607		2000 HDI		110	BOSCH	EDC	15C2	M07	
PEUGEOT	607		2200 HDI		135	BOSCH	EDC	15C2	M07	





Brand	Model	Version	Engine	Detail	HP	Ecu	Mod	Ver	Rw	V-tech RTS
PEUGEOT	806		2000 HDI		110	BOSCH	EDC	15C2	M07	
PEUGEOT	807		2000 HDI		110	BOSCH	EDC	15C2	M07	
PEUGEOT	807		2200 HDI		128	BOSCH	EDC	15C2	M07	
PEUGEOT	EXPERT		2000 HDI		85	BOSCH	EDC	15C2	M07	
PEUGEOT	EXPERT		2000 HDI		110	BOSCH	EDC	15C2	M07	
PEUGEOT	PARTNER		2000 HDI		90	BOSCH	EDC	15C2	M07	
										


Brand	Model	Version	Engine	Detail	HP	Ecu	Mod	Ver	Rw	V-tech RTS
RENAULT	CLIO	II	1200 8V		58	SIEMENS	SIRIUS	32	M07	
RENAULT	CLIO	II	1400 16V		98	SIEMENS	SIRIUS	32/34	M07	
RENAULT	CLIO	II	1600 16V		107	SIEMENS	SIRIUS	32/34	M07	
RENAULT	CLIO	II	2000 16V	RS	172	SIEMENS	SIRIUS	32	M07	
RENAULT	CLIO	II	2000 16V	RS	182	SIEMENS	SIRIUS	34	M07	
RENAULT	CLIO	III	1200 16V		75	SIEMENS	SIM	32	M07	
RENAULT	CLIO	III	1500 DCI		106	SIEMENS	SID	301	M07	
RENAULT	CLIO	III	2000 16V	RS	200	SAGEM	S3000		M07	
RENAULT	KANGOO		1200 8V		58	SIEMENS	SIRIUS	32	M07	
RENAULT	KANGOO		1400 16V		75	SIEMENS	SIRIUS	32	M07	
RENAULT	KANGOO		1600 16V		95	SIEMENS	SIRIUS	34	M07	
RENAULT	KANGOO	II	1500 DCI		106	SIEMENS	SID	301	M07	
RENAULT	LAGUNA		1600 16V		110	SIEMENS	SIRIUS	32	M07	
RENAULT	LAGUNA		1800 16V		120	SIEMENS	SIRIUS	32	M07	




Brand	Model	Version	Engine	Detail	HP	Ecu	Mod	Ver	Rw	V-tech RTS
RENAULT	MEGANE		1400 16V		95	SIEMENS	SIRIUS	32	M07	
RENAULT	MEGANE		2000 16V		140	SIEMENS	SIRIUS	32	M07	
RENAULT	MEGANE	II	1400 16V		95	SIEMENS	SIRIUS	34	M07	
RENAULT	MEGANE	II	1500 DCI		106	SIEMENS	SID	301	M07	
RENAULT	MEGANE	II	1600 16V		118	SIEMENS	SIRIUS	34	M07	
RENAULT	MEGANE	II	2000 16V		136	SIEMENS	SIRIUS	34	M07	
RENAULT	MEGANE	II	2000 16V Turbo	F1 Team	228	SAGEM	S3000		M07	
RENAULT	MEGANE	II	2000 16V Turbo	RS	225	SAGEM	S3000		M07	
RENAULT	MEGANE	II	2000 16V Turbo	RS	225	SAGEM	S3000		M07	
RENAULT	MEGANE	II	1500 DCI		106	SIEMENS	SID	301	M07	
RENAULT	MEGANE	II	2000 16V		136	SIEMENS	SIRIUS	34	M07	
RENAULT	TWINGO	II	1200 16V		75	SIEMENS	SIM	32	M07	
RENAULT	TWINGO	II	1200 16V	TCE GT	101	SIEMENS	SIM	32	M07	




Brand	Model	Version	Engine	Detail	HP	Ecu	Version	Rw	V-tech RTS
SAAB	9-3	Cabrio	1900 TID 16V		150	BOSCH	EDC 16C39	M08	
SAAB	9-3	Hatch	1900 TID Dpf		120	BOSCH	EDC 16C39	M08	
SAAB	9-3	Hatch	1900 TID 16V		150	BOSCH	EDC 16C39	M08	
SAAB	9-3	Sedan	1900 TID Dpf		120	BOSCH	EDC 16C39	M08	
SAAB	9-3	Sedan	1900 TID 16V		150	BOSCH	EDC 16C39	M08	
SAAB	9-5		1900 TID 16V		150	BOSCH	EDC 16C39	M08	





Brand	Model	Version	Engine	Detail	HP	Ecu	Mod	Ver	Rw	V-tech RTS
SEAT	ALHAMBRA		1800 20V Turbo		150	BOSCH	ME	7.5	M02	
SEAT	ALHAMBRA		1900 TDI		90	BOSCH	EDC	15V	M02	
SEAT	ALHAMBRA		1900 TDI		105	BOSCH	EDC	16U34-3.1	M02	
SEAT	ALHAMBRA		1900 TDI		115	BOSCH	EDC	15P	M02	
SEAT	ALHAMBRA		1900 TDI		130	BOSCH	EDC	15P	M02	
SEAT	ALHAMBRA		2000 TDI		140	BOSCH	EDC	16U31-3.1	M02	
SEAT	ALTEA		1900 TDI		105	BOSCH	EDC	16U34-3.1	M02	
SEAT	ALTEA		2000 TDI		140	BOSCH	EDC	16U34-3.1	M02	
SEAT	ALTEA		2000 TDI	FR	170	SIEMENS	PPD	1.X	M02	
SEAT	AROSA		1000 8V		50	BOSCH	ME	7.5	M02	
SEAT	AROSA		1400 TDI		75	BOSCH	EDC	15P	M02	
SEAT	CORDOBA	II	1400 8V		60	BOSCH	ME	7.5	M02	
SEAT	CORDOBA	II	1400 TDI		75	BOSCH	EDC	15P	M02	
SEAT	CORDOBA	II	1900 TDI		115	BOSCH	EDC	15P	M02	





Brand	Model	Version	Engine	Detail	HP	Ecu	Mod	Ver	Rw	V-tech RTS
SEAT	IBIZA	III	1400 TDI		70	BOSCH	EDC	15P	M02	
SEAT	IBIZA	III	1400 TDI		80	BOSCH	EDC	15P	M02	
SEAT	IBIZA	III	1800 20V Turbo	FR	150	BOSCH	ME	7.5	M02	
SEAT	IBIZA	III	1800 20V Turbo	Cupra	180	BOSCH	ME	7.5	M02	
SEAT	IBIZA	III	1900 SDI		64	BOSCH	EDC	15P	M02	
SEAT	IBIZA	III	1900 TDI		101	BOSCH	EDC	15P	M02	
SEAT	IBIZA	III	1900 TDI		130	BOSCH	EDC	15P	M02	
SEAT	IBIZA	III	1900 TDI	Cupra	163	BOSCH	EDC	15P	M02	
SEAT	LEON		1400 16V		75	BOSCH	ME	7.5	M02	
SEAT	LEON		1800 20V		125	BOSCH	ME	7.5	M02	
SEAT	LEON		1800 20V Turbo		180	BOSCH	ME	7.5	M02	
SEAT	LEON		1800 20V Turbo		210	BOSCH	ME	7.5	M02	
SEAT	LEON		1800 20V Turbo		225	BOSCH	ME	7.5	M02	
SEAT	LEON		1900 TDI		90	BOSCH	EDC	15V	M02	
SEAT	LEON		1900 TDI		101	BOSCH	EDC	15P	M02	
SEAT	LEON		1900 TDI		90	BOSCH	EDC	15V	M02	
SEAT	LEON		1900 TDI		130	BOSCH	EDC	15P	M02	
SEAT	LEON		1900 TDI	Cupra	150	BOSCH	EDC	15P	M02	
SEAT	LEON		2800 V6		204	BOSCH	ME	7.1	M02	
SEAT	LEON	II	1900 TDI		105	BOSCH	EDC	16U34-3.1	M02	
SEAT	LEON	II	2000 TFSI		200	BOSCH	MED	9.1	M02	
SEAT	LEON	II	2000 TFSI		240	BOSCH	MED	9.1	M02	
SEAT	LEON	II	2000 TDI		140	BOSCH	EDC	16U34-3.1	M02	
SEAT	LEON	II	2000 TDI	FR	170	SIEMENS	PPD	1.X	M02	
SEAT	TOLEDO	II	1800 20V		125	BOSCH	ME	7.5	M02	
SEAT	TOLEDO	II	1800 20V Turbo		180	BOSCH	ME	7.5	M02	
SEAT	TOLEDO	II	1900 TDI		90	BOSCH	EDC	15V	M02	
SEAT	TOLEDO	II	1900 TDI		110	BOSCH	EDC	15V	M02	
SEAT	TOLEDO	II	1900 TDI		150	BOSCH	EDC	15P	M02	
SEAT	TOLEDO	II	2300 V5		170	BOSCH	ME	7.1	M02	





Brand	Model	Version	Engine	Detail	HP	Ecu	Mod	Ver	Rw	V-tech RTS
SEAT	TOLEDO	III	1900 TDI		105	BOSCH	EDC	16U	M02	
SEAT	TOLEDO	III	2000 TDI		140	BOSCH	EDC	16U	M02	




Brand	Model	Version	Engine	Detail	HP	Ecu	Mod	Ver	Rw	V-tech RTS
SKODA	FABIA		1400 TDI		70	BOSCH	EDC	15P	M02	
SKODA	FABIA		1400 TDI		75	BOSCH	EDC	15P	M02	
SKODA	FABIA		1400 TDI		80	BOSCH	EDC	15P	M02	
SKODA	FABIA		1900 SDI		64	BOSCH	EDC	15P	M02	
SKODA	FABIA		1900 TDI		101	BOSCH	EDC	15P	M02	
SKODA	FABIA		1900 TDI	VRS	130	BOSCH	EDC	15P	M02	
SKODA	FABIA		2000 MPI		115	BOSCH	ME	7.5	M02	
SKODA	FABIA	II	1400 TDI		70	BOSCH	EDC	15P	M02	
SKODA	FABIA	II	1400 TDI		80	BOSCH	EDC	15P	M02	
SKODA	FABIA	II	1900 TDI		105	BOSCH	EDC	16U34-3.1	M02	
SKODA	FABIA	II	1900 TDI		105	BOSCH	EDC	16U34-3.1	M02	
SKODA	OCTAVIA		1400 16V		75	BOSCH	ME	7.5	M02	
SKODA	OCTAVIA		1800 20V Turbo	RS	180	BOSCH	ME	7.5	M02	
SKODA	OCTAVIA		1900 SDI		68	BOSCH	EDC	15P	M02	
SKODA	OCTAVIA		1900 TDI		90	BOSCH	EDC	15V	M02	
SKODA	OCTAVIA		1900 TDI		101	BOSCH	EDC	15V	M02	
SKODA	OCTAVIA		1900 TDI		110	BOSCH	EDC	15V	M02	
SKODA	OCTAVIA		1900 TDI		115	BOSCH	EDC	15P	M02	
SKODA	OCTAVIA		1900 TDI		130	BOSCH	EDC	15P	M02	
SKODA	OCTAVIA		2000 MPI		115	BOSCH	ME	7.5	M02	
SKODA	OCTAVIA	II	1900 TDI		105	BOSCH	EDC	16U34-3.1	M02	
SKODA	OCTAVIA	II	2000 TFSI	RS	200	BOSCH	MED	9.1	M02	
SKODA	OCTAVIA	II	2000 TDI		140	BOSCH	EDC	16U34-3.1	M02	
SKODA	OCTAVIA	II	2000 TDI	RS	170	SIEMENS	PPD	1.X	M02	





Brand	Model	Version	Engine	Detail	HP	Ecu	Mod	Ver	Rw	V-tech RTS
SKODA	ROOMSTER		1400 TDI		70	BOSCH	EDC	15P	M02	
SKODA	ROOMSTER		1400 TDI		80	BOSCH	EDC	15P	M02	
SKODA	ROOMSTER		1900 TDI		105	BOSCH	EDC	15P	M02	
SKODA	SUPERB		1800 20V Turbo		150	BOSCH	ME	7.5	M02	
SKODA	SUPERB		1900 TDI		101	BOSCH	EDC	15P	M02	
SKODA	SUPERB		1900 TDI		105	BOSCH	EDC	16U	M02	
SKODA	SUPERB		1900 TDI		115	BOSCH	EDC	15P	M02	
SKODA	SUPERB		1900 TDI		130	BOSCH	EDC	15P	M02	
SKODA	SUPERB		2000 MPI		115	BOSCH	ME	7.5	M02	
SKODA	SUPERB		2000 TDI		140	BOSCH	EDC	16U	M02	
SKODA	SUPERB		2500 TDI		155	BOSCH	EDC	15P	M02	
SKODA	SUPERB		2500 TDI		163	BOSCH	EDC	15P	M02	
SKODA	SUPERB		2800 V6		193	BOSCH	ME	7.1	M02	
SKODA	SUPERB	II	1900 TDI		105	BOSCH	EDC	16U31-3.1	M02	
SKODA	SUPERB	II	2000 TDI		140	BOSCH	EDC	16U34-3.1	M02	
SKODA	SUPERB	II	2000 TDI		170	SIEMENS	PPD	1.X	M02	





Brand	Model	Version	Engine	Detail	HP	Ecu	Mod	Ver	Rw	V-tech RTS
VAUXHALL	AGILA		1000 12V		58	BOSCH	ME	1.5.5	M08	
VAUXHALL	AGILA		1200 16V		80	BOSCH	ME	1.5.5	M08	
VAUXHALL	ASTRA	(G)	1200 16V		80	BOSCH	ME	1.5.5	M08	
VAUXHALL	ASTRA	(G)	2000 16V Turbo		190	BOSCH	ME	1.5.5	M08	
VAUXHALL	ASTRA	(H)	1900 CDTI		120	BOSCH	EDC	16C39	M08	
VAUXHALL	ASTRA	(H)	1900 CDTI 16V		150	BOSCH	EDC	16C39	M08	
VAUXHALL	ASTRA	(H)	1600 16V Turbo	OPC	180	BOSCH	ME	7.6.2	M08	
VAUXHALL	ASTRA	(H)	2000 16V Turbo	OPC	200	BOSCH	ME	7.6.2	M08	
VAUXHALL	ASTRA	(H)	2000 16V Turbo	OPC	240	BOSCH	ME	7.6.2	M08	
VAUXHALL	CORSA	(C)	1000 12V		60	BOSCH	ME	1.5.5	M08	
VAUXHALL	CORSA	(C)	1200 16V		75	BOSCH	ME	1.5.5	M08	





Brand	Model	Version	Engine	Detail	HP	Ecu	Mod	Ver	Rw	V-tech RTS
VAUXHALL	CORSA	(D)	1200 16V		80	BOSCH	ME	7.6.2	M08	
VAUXHALL	CORSA	(D)	1600 16V Turbo		152	BOSCH	ME	7.6.2	M08	
VAUXHALL	CORSA	(D)	1600 16V Turbo	OPC	180	BOSCH	ME	7.6.2	M08	
VAUXHALL	VX220		2000 16V Turbo		200	BOSCH	ME	1.5.5	M08	
VAUXHALL	VECTRA	(C)	1900 CDTI		120	BOSCH	EDC	16C39	M08	
VAUXHALL	VECTRA	(C)	1900 CDTI 16V		150	BOSCH	EDC	16C39	M08	
VAUXHALL	ZAFIRA	(B)	1900 CDTI		120	BOSCH	EDC	16C39	M08	
VAUXHALL	ZAFIRA	(B)	1900 CDTI 16V		150	BOSCH	EDC	16C39	M08	
VAUXHALL	ZAFIRA	(B)	2000 16V Turbo		200	BOSCH	ME	7.6.2	M08	
VAUXHALL	ZAFIRA	(B)	2000 16V Turbo	OPC	240	BOSCH	ME	7.6.2	M08	


Brand	Model	Version	Engine	Detail	HP	Ecu	Mod	Ver	Rw	V-tech RTS
VW	BORA	IV	1800 20V Turbo		150	BOSCH	ME	7.5	M02	
VW	BORA	IV	1800 20V Turbo		180	BOSCH	ME	7.5	M02	
VW	BORA	IV	1900 TDI		101	BOSCH	EDC	15P	M02	
VW	BORA	IV	1900 TDI		105	BOSCH	EDC	16U31-3.1	M02	
VW	BORA	IV	1900 TDI		130	BOSCH	EDC	15P	M02	
VW	BORA	IV	1900 TDI		150	BOSCH	EDC	15P	M02	
VW	BORA	IV	2800 V6		204	BOSCH	ME	7.1	M02	
VW	CADDY	III	1400 16V		75	BOSCH	ME	7.5	M02	
VW	CADDY	III	1900 SDI		90	BOSCH	EDC	16U	M02	
VW	CADDY	III	1900 TDI		75	BOSCH	EDC	16U34-3.1	M02	
VW	CADDY	III	1900 TDI		105	BOSCH	EDC	16U34-3.1	M02	
VW	CADDY	III	2000 SDI		69	BOSCH	EDC	16U	M02	
VW	CADDY	III	2000 TDI		140	BOSCH	EDC	16U	M02	
VW	EOS		2000 TFSI		200	BOSCH	MED	9.1	M02	
VW	EOS		2000 TDI		140	BOSCH	EDC	16U34-3.1	M02	
VW	FOX		1400 TDI		75	BOSCH	EDC	15P	M02	
VW	FOX		1600 8V		102	BOSCH	ME	7.5	M02	





Brand	Model	Version	Engine	Detail	HP	Ecu	Mod	Ver	Rw	V-tech RTS
VW	GOLF	IV	1400 16V		75	BOSCH	ME	7.5	M02	
VW	GOLF	IV	1600 16V		105	BOSCH	ME	7.5	M02	
VW	GOLF	IV	1800 20V		125	BOSCH	ME	7.5	M02	
VW	GOLF	IV	1800 20V Turbo		150	BOSCH	ME	7.5	M02	
VW	GOLF	IV	1800 20V Turbo		180	BOSCH	ME	7.5	M02	
VW	GOLF	IV	1900 SDI		68	BOSCH	EDC	15V	M02	
VW	GOLF	IV	1900 TDI		90	BOSCH	EDC	15V	M02	
VW	GOLF	IV	1900 TDI		101	BOSCH	EDC	15P	M02	
VW	GOLF	IV	1900 TDI		110	BOSCH	EDC	15V	M02	
VW	GOLF	IV	1900 TDI		115	BOSCH	EDC	15P	M02	
VW	GOLF	IV	1900 TDI		130	BOSCH	EDC	15P	M02	
VW	GOLF	IV	1900 TDI	GTI	150	BOSCH	EDC	15P	M02	
VW	GOLF	IV	2000 8V		115	BOSCH	ME	7.5	M02	
VW	GOLF	IV	2300 V5		170	BOSCH	ME	7.1	M02	
VW	GOLF	IV	2800 V6		204	BOSCH	ME	7.1	M02	
VW	GOLF	IV	3200 V6	R32	240	BOSCH	ME	7.1	M02	
VW	GOLF	V	1400 16V		75	BOSCH	ME	7.5	M02	
VW	GOLF	V	1900 TDI		90	BOSCH	EDC	16U34-3.1	M02	
VW	GOLF	V	1900 TDI		105	BOSCH	EDC	16U34-3.1	M02	
VW	GOLF	V	2000 TFSI	GTI	200	BOSCH	MED	9.1	M02	
VW	GOLF	V	2000 TFSI	GTI E30	230	BOSCH	MED	9.1	M02	
VW	GOLF	V	2000 SDI		75	BOSCH	EDC	16U34-3.1	M02	
VW	GOLF	V	2000 TDI		140	BOSCH	EDC	16U34-3.1	M02	
VW	GOLF	V	2000 TDI	GT Sport	170	SIEMENS	PPD	1.X	M02	
VW	GOLF	V	3200 V6		250	BOSCH	ME	7.1	M02	
VW	JETTA	V	1800 20V Turbo		150	BOSCH	ME	7.5	M02	
VW	JETTA	V	1900 TDI		105	BOSCH	EDC	16U	M02	
VW	JETTA	V	2000 TFSI		200	BOSCH	MED	9.1	M02	
VW	JETTA	V	2000 TDI		140	BOSCH	EDC	16U	M02	
VW	JETTA	V	2000 TDI		170	SIEMENS	PPD	1.X	M02	
VW	JETTA	V	2500 20V		150	BOSCH	ME	7.1	M02	
VW	JETTA	V	2500 20V		170	BOSCH	ME	7.1	M02	





Brand	Model	Version	Engine	Detail	HP	Ecu	Mod	Ver	Rw	V-tech RTS
VW	LUPO		1000 8V		50	BOSCH	ME	7.5	M02	
VW	LUPO		1200 TDI	3L	61	BOSCH	EDC	15P	M02	
VW	LUPO		1400 16V		60	BOSCH	ME	7.5	M02	
VW	LUPO		1400 TDI		75	BOSCH	EDC	15P	M02	
VW	NEW BEETLE		1400 16V		75	BOSCH	ME	7.5	M02	
VW	NEW BEETLE		1800 20V Turbo		150	BOSCH	ME	7.5	M02	
VW	NEW BEETLE		1800 20V Turbo		180	BOSCH	ME	7.5	M02	
VW	NEW BEETLE		1900 TDI		90	BOSCH	EDC	15V	M02	
VW	NEW BEETLE		1900 TDI		101	BOSCH	EDC	15P	M02	
VW	NEW BEETLE		2300 V5		170	BOSCH	ME	7.1	M02	
VW	NEW BEETLE		3200 V6	RSI	224	BOSCH	ME	7.1	M02	
VW	NEW BEETLE	II	1800 20V Turbo		150	BOSCH	ME	7.5	M02	
VW	NEW BEETLE	II	1900 TDI		105	BOSCH	EDC	16U34-3.1	M02	
VW	NEW BEETLE	II	2000 8V		110	BOSCH	ME	7.5	M02	
VW	PASSAT	V	1800 20V		125	BOSCH	ME	7.5	M02	
VW	PASSAT	V	1800 20V Turbo		150	BOSCH	ME	7.5	M02	
VW	PASSAT	V	1900 TDI		115	BOSCH	EDC	15P	M02	
VW	PASSAT	V	1900 TDI		101	BOSCH	EDC	15P	M02	
VW	PASSAT	V	1900 TDI		115	BOSCH	EDC	15P	M02	
VW	PASSAT	V	1900 TDI		130	BOSCH	EDC	15P	M02	
VW	PASSAT	V	2000 TDI		136	BOSCH	EDC	16U34-3.1	M02	
VW	PASSAT	V	2000 20V		130	BOSCH	ME	7.5	M02	
VW	PASSAT	V	2500 TDI		150	BOSCH	EDC	15P	M02	
VW	PASSAT	V	2500 TDI		163	BOSCH	EDC	15P	M02	
VW	PASSAT	V	2500 TDI		180	BOSCH	EDC	15P	M02	
VW	PASSAT	V	2800 V6		193	BOSCH	ME	7.1	M02	
VW	PASSAT	V	4000 W8		275	BOSCH	ME	7.1	M02	

Brand	Model	Version	Engine	Detail	HP	Ecu	Mod	Ver	Rw	V-tech RTS
VW	PASSAT	VI	1900 TDI		105	BOSCH	EDC	16U34-3.1	M02	
VW	PASSAT	VI	2000 TFSI		200	BOSCH	MED	9.1	M02	
VW	PASSAT	VI	2000 TDI		170	SIEMENS	PPD	1.X	M02	
VW	PHAETON		3000 TDI		233	BOSCH	EDC	16CP34	M02	
VW	PHAETON		3200 V6		241	BOSCH	ME	7.1	M02	
VW	PHAETON		6000 W12		450	BOSCH	ME	7.1	M02	
VW	POLO	III	1000 8V		50	BOSCH	ME	7.5	M02	
VW	POLO	III	1400 8V		60	BOSCH	ME	7.5	M02	
VW	POLO	III	1400 16V		75	BOSCH	ME	7.5	M02	
VW	POLO	III	1400 TDI		75	BOSCH	EDC	15P	M02	
VW	POLO	III	1900 TDI		90	BOSCH	EDC	15V	M02	
VW	POLO	III	1900 TDI		110	BOSCH	EDC	15V	M02	
VW	POLO	IV	1400 16V		75	BOSCH	ME	7.5	M02	
VW	POLO	IV	1400 TDI		75	BOSCH	EDC	15P	M02	
VW	POLO	IV	1600 16V		105	BOSCH	ME	7.5	M02	
VW	POLO	IV	1900 TDI		101	BOSCH	EDC	15P	M02	
VW	POLO	IV	1800 20V Turbo		150	BOSCH	ME	7.5	M02	
VW	POLO	IV	1800 20V Turbo		180	BOSCH	ME	7.5	M02	
VW	POLO	IV	1900 TDI		130	BOSCH	EDC	15P	M02	

Brand	Model	Version	Engine	Detail	HP	Ecu	Mod	Ver	Rw	V-tech RTS
VW	SHARAN	II	1800 20V Turbo		150	BOSCH	ME	7.5	M02	
VW	SHARAN	II	1900 TDI		90	BOSCH	EDC	15V	M02	
VW	SHARAN	II	1900 TDI		115	BOSCH	EDC	15P	M02	
VW	SHARAN	II	1900 TDI		130	BOSCH	EDC	15P	M02	
VW	SHARAN	II	1900 TDI		150	BOSCH	EDC	15P	M02	
VW	SHARAN	II	2000 8V		115	BOSCH	ME	7.5	M02	
VW	SHARAN	II	2000 TDI		140	BOSCH	EDC	16U31-3.1	M02	
VW	SHARAN	II	2800 V6		204	BOSCH	ME	7.1	M02	
VW	T4		2500 TDI		88	BOSCH	EDC	15P	M02	
VW	T4		2500 TDI		102	BOSCH	EDC	15P	M02	
VW	T4		2500 TDI		151	BOSCH	EDC	15P	M02	
VW	T4		2800 V6		204	BOSCH	ME	7.1	M02	
VW	T5		1900 TDI		84	BOSCH	EDC	16U31-3.1	M02	
VW	T5		1900 TDI		86	BOSCH	EDC	16U	M02	
VW	T5		1900 TDI		102	BOSCH	EDC	16U31-3.1	M02	
VW	T5		1900 TDI		105	BOSCH	EDC	16U	M02	
VW	T5		2000 MPI		115	BOSCH	ME	7.5	M02	
VW	T5		2500 TDI		131	BOSCH	EDC	16U31-3.1	M02	
VW	T5		2500 TDI		174	BOSCH	EDC	16U31-3.1	M02	
VW	T5		3200 V6		235	BOSCH	ME	7.1	M02	
VW	TOUAREG		2500 TDI		163	BOSCH	EDC	16CP34	M02	
VW	TOUAREG		2500 TDI		174	BOSCH	EDC	16U31-3.1	M02	
VW	TOUAREG		3000 TDI		224	BOSCH	EDC	16CP34	M02	
VW	TOUAREG		3200 V6		240	BOSCH	ME	7.1	M02	
VW	TOUAREG		4200 V8		310	BOSCH	ME	7.1	M02	
VW	TOUAREG		4200 V8		340	BOSCH	ME	7.1	M02	
VW	TOUAREG		6000 W12		450	BOSCH	ME	7.1	M02	

Brand	Model	Version	Engine	Detail	HP	Ecu	Mod	Ver	Rw	V-tech RTS
VW	TOURAN		1900 TDI		105	BOSCH	EDC	16U34-3.1	M02	
VW	TOURAN		2000 TDI		140	BOSCH	EDC	16U34-3.1	M02	
VW	TOURAN		2000 TDI		170	SIEMENS	PPD	1.X	M02	

Brand	Model	Version	Engine	Detail	HP	Ecu	Mod	Ver	Rw	V-tech RTS
VW U.S.	EOS		2000 TFSI		200	BOSCH	MED	9.1	M02	
VW U.S.	EOS		2000 TDI		140	BOSCH	EDC	16U34-3.1	M02	
VW U.S.	GLI	V	1900 TDI		105	BOSCH	EDC	16U34-3.1	M02	
VW U.S.	GLI	V	2000 TFSI		200	BOSCH	MED	9.1	M02	
VW U.S.	GLI	V	2000 TDI		140	BOSCH	EDC	16U34-3.1	M02	
VW U.S.	GLI	V	2000 TDI		170	SIEMENS	PPD	1.X	M02	
VW U.S.	JETTA	IV	1800 20V Turbo		150	BOSCH	ME	7.5	M02	
VW U.S.	JETTA	IV	1800 20V Turbo		180	BOSCH	ME	7.5	M02	
VW U.S.	JETTA	IV	1900 TDI		101	BOSCH	EDC	15P	M02	
VW U.S.	JETTA	IV	1900 TDI		105	BOSCH	EDC	16U34-3.1	M02	
VW U.S.	JETTA	IV	1900 TDI		130	BOSCH	EDC	15P	M02	
VW U.S.	JETTA	IV	1900 TDI		150	BOSCH	EDC	15P	M02	
VW U.S.	JETTA	IV	2800 V6		204	BOSCH	ME	7.1	M02	
VW U.S.	JETTA	V	1800 20V Turbo		150	BOSCH	ME	7.5	M02	
VW U.S.	JETTA	V	1900 TDI		105	BOSCH	EDC	16U34-3.1	M02	
VW U.S.	JETTA	V	2000 TFSI		200	BOSCH	MED	9.1	M02	
VW U.S.	JETTA	V	2000 TDI		140	BOSCH	EDC	16U34-3.1	M02	
VW U.S.	JETTA	V	2000 TDI		170	SIEMENS	PPD	1.X	M02	
VW U.S.	JETTA	V	2500 20V		150	BOSCH	ME	7.1	M02	
VW U.S.	JETTA	V	2500 20V		170	BOSCH	ME	7.1	M02	

Brand	Model	Version	Engine	Detail	HP	Ecu	Mod	Ver	Rw	V-tech RTS
VW U.S.	PASSAT	V	1800 20V Turbo		150	BOSCH	ME	7.5	M02	
VW U.S.	PASSAT	V	2000 TFSI		200	BOSCH	MED	9.1	M02	
VW U.S.	PASSAT	V	2000 TDI		136	BOSCH	EDC	16U34-3.1	M02	
VW U.S.	PASSAT	V	2300 V5		170	BOSCH	ME	7.1	M02	
VW U.S.	PASSAT	V	2800 V6		193	BOSCH	ME	7.1	M02	
VW U.S.	PASSAT	V	4000 W8		275	BOSCH	ME	7.1	M02	
VW U.S.	PHAETON		3000 TDI		233	BOSCH	EDC	16CP34	M02	
VW	PHAETON		3200 V6		241	BOSCH	ME	7.1	M02	
VW	PHAETON		6000 W12		450	BOSCH	ME	7.1	M02	
VW U.S.	R32		3200 V6		250	BOSCH	ME	7.1	M02	
VW U.S.	T4		2500 TDI		88	BOSCH	EDC	15P	M02	
VW U.S.	T4		2500 TDI		102	BOSCH	EDC	15P	M02	
VW U.S.	T4		2500 TDI		151	BOSCH	EDC	15P	M02	
VW U.S.	T4		2800 V6		204	BOSCH	ME	7.1	M02	